



The SAT

HOW TO INCREASE
YOUR SCORE

By Katherine Clarke


Photo by Mariela Naplatanova

New data shows studying for the SAT for 20 hours on free Official SAT Practice on Khan Academy is associated with an average score gain of 115 points, nearly double the average score gain compared to students who don't use Khan Academy. Out of nearly 250,000 test-takers studied, more than 16,000 gained 200 points or more between the PSAT/NMSQT and SAT.


The Statistics

HOW IT WORKS

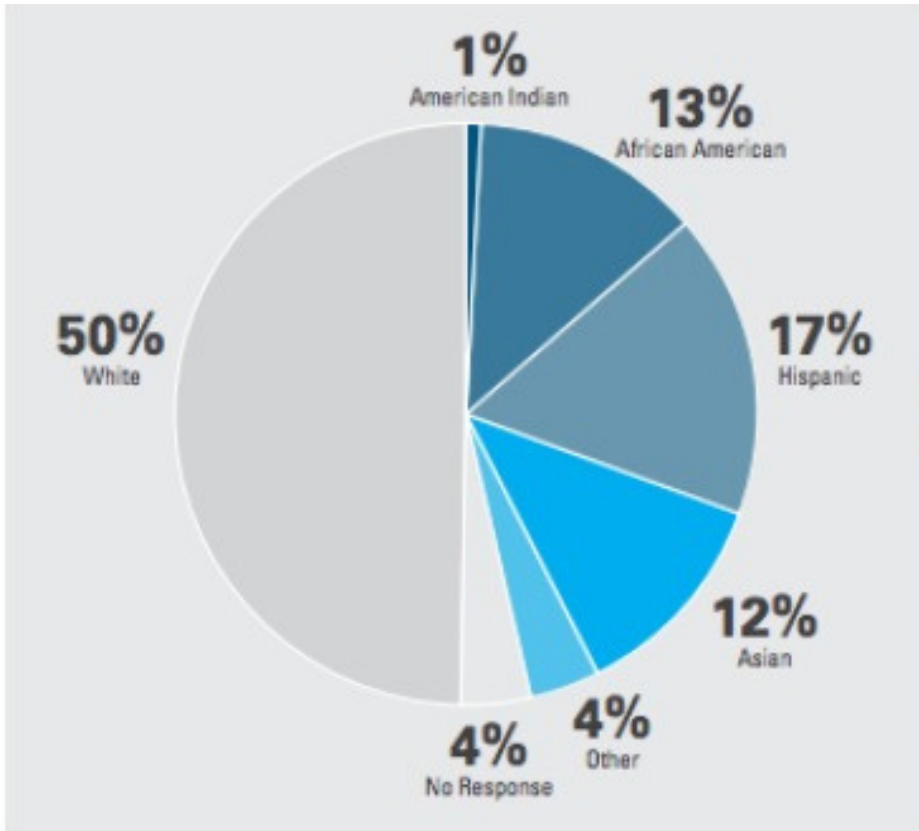
In addition to the 115-point average score increase associated with 20 hours of practice, shorter practice periods also correlate with meaningful score gains. For example, 6 to 8 hours of practice on Official SAT Practice is associated with an average 90-point increase.



16,000
students saw
gains of
200 points
or more.



- average stats in state and overall
- stats for study time vs their score
- amount of tests taken overall



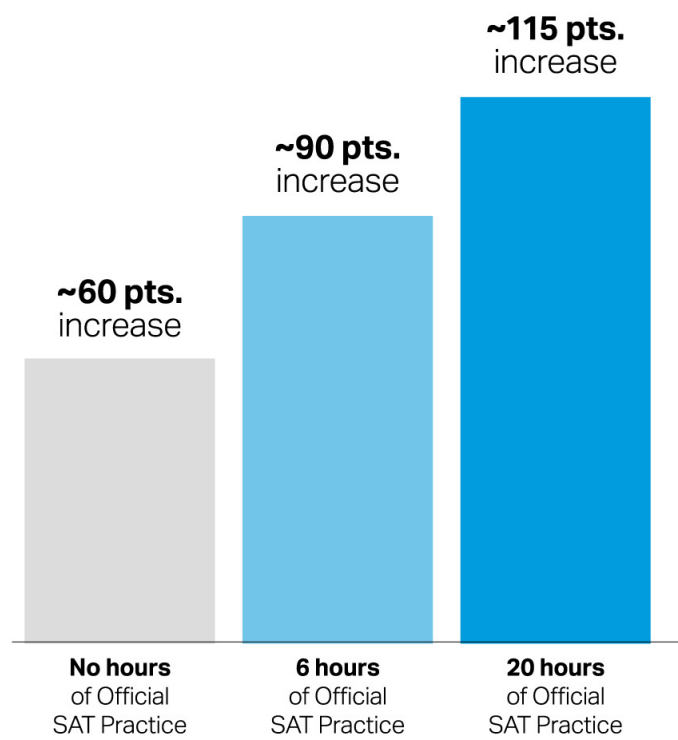
46% The largest percentage of SAT takers from minority backgrounds ever, up from 40% in 2009.

30% The largest percentage of SAT takers typically underrepresented in higher education, up from 27% in 2009.

15.6% IN 2013 ▲ Up from 14.8% of African American SAT takers in the class of 2012 who met the benchmark.

23.5% IN 2013 ▲ Up from 22.8% of Hispanic SAT takers in the class of 2012 who met the benchmark.

A College Board spokesman said there is a change in the effect of some test prep on student SAT performance in part because the newly redesigned SAT — first administered in March 2016 — is now more aligned with material students are learning in school, and because the Khan Academy knows how to coach to get maximum results, which suggests that other companies don't.

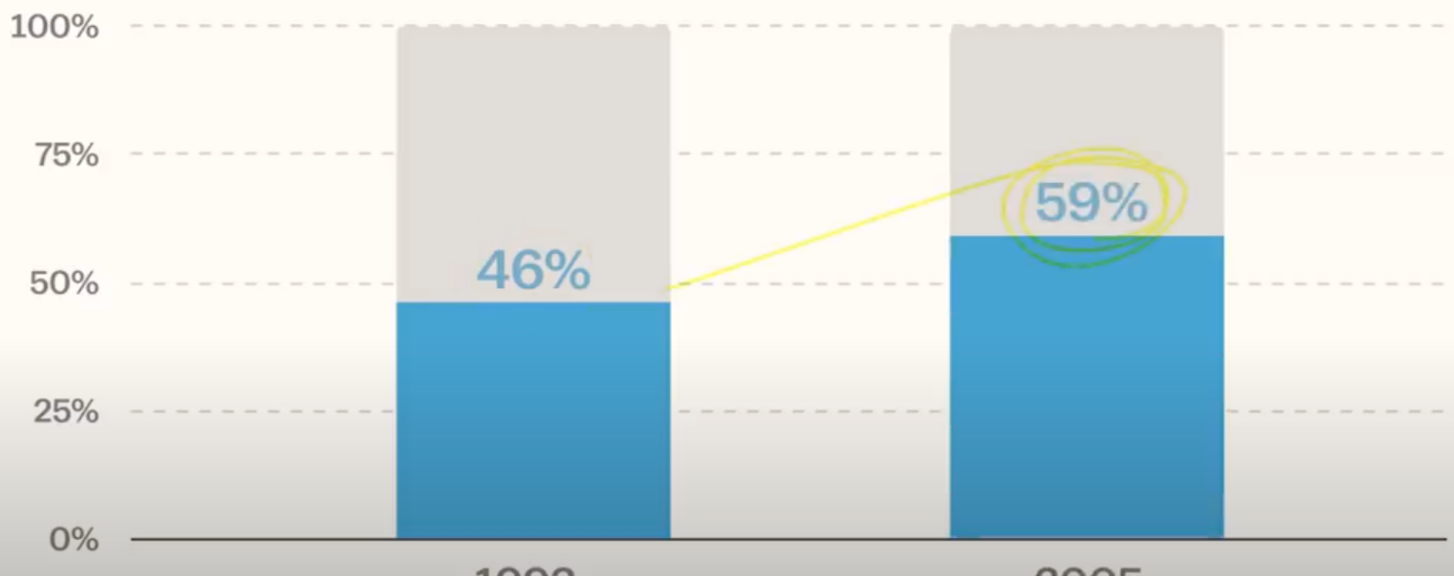


The Process

That's why there's test prep, a fast-growing industry of classes, tutoring, and books, all sold with the claim that they can raise a diligent high-schooler's score on the tests. The problem is: no one knows for sure if they really can.

Colleges giving "considerable importance" to SAT

National Association for College Admission Counseling



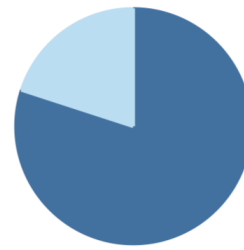
Massachusetts Institute of Technology / Typical SAT scores

Reading and Writing 720-770, Math 780-800

-What I did every week
-Improvement stats

Class of 2020

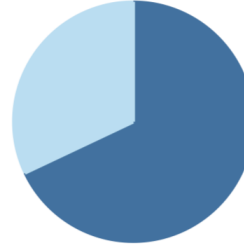
SAT Takers ¹	57,755
High School Graduates ²	72,534
SAT Participation Rate	80%



80% of graduates in the class of 2020 took the SAT during high school

Class of 2021

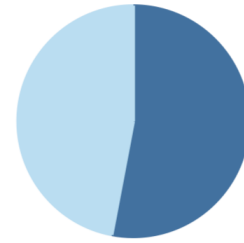
PSAT/NMSQT Takers ³	53,369
11th-Grade Enrollment ²	78,406
Participation Rate	68%



68% of 11th graders took the PSAT/NMSQT last fall

Class of 2022

PSAT/NMSQT or PSAT 10 Taker..	42,269
10th-Grade Enrollment ²	80,319
Participation Rate	53%



53% of 10th graders took the PSAT/NMSQT or PSAT 10 in 2019-20



Table C1: SAT ERW to ACT English+Reading

SAT	ACT
800	72
*790	72
780	71
*770	71
760	70
*750	70
740	69
730	68
720	67
710	66
700	64
690	63
680	61
670	60
660	58
650	57
640	55
630	54
620	52
610	51
600	49
590	48
580	46
570	45
560	44
550	43
540	42
530	40
520	39
510	38
500	37
490	35
480	34
470	33
460	32
450	31
440	30
430	29
420	28
410	27
400	26
390	25
380	24
370	23
360	22
350	21
340	20
330	19
320	18
310	17
300	16
290	15
280	14

*Use this SAT score when a single score point comparison is needed.

Notes: ACT English + Reading scores range from 2 to 72.
Note: ERW = Evidence-Based Reading and Writing.

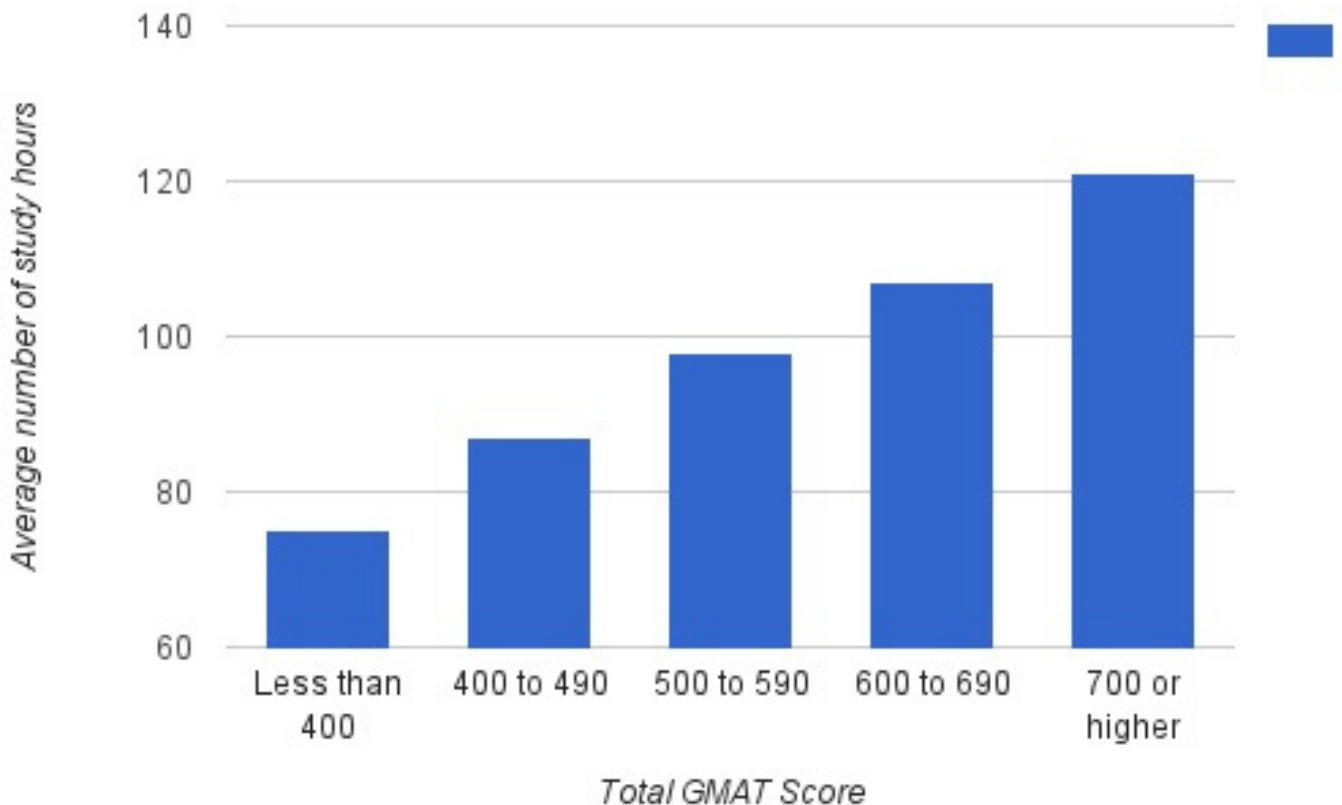
And test prep is costly, a \$4 billion-plus-per-year industry. Kaplan Inc., the parent company of Kaplan Test Prep and Admissions, the nation's largest test-prep company, alone took in more than \$2 billion in revenues in 2008. The company provides courses to more than 411,000 students worldwide, with 32 hours of personal tutoring with a Kaplanite costing \$4,699 (or about \$147 per hour), while 36.5 hours in a small class goes for \$1,199 (or about \$33 per hour).

The Purpose

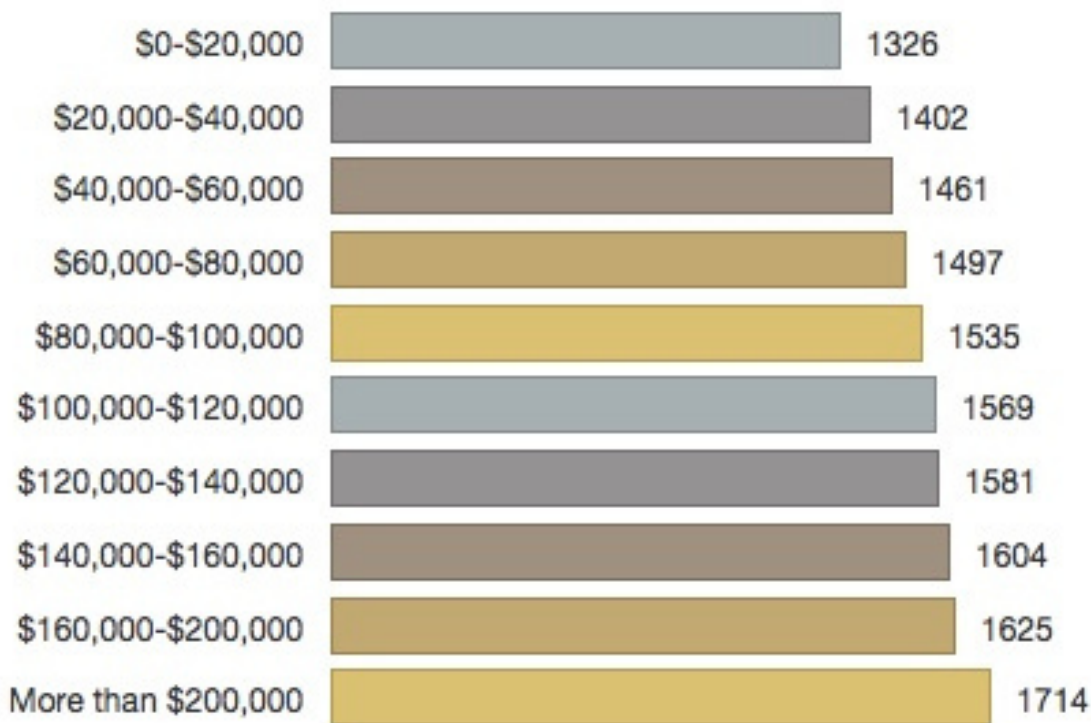
CollegeBoard had said "We're excited to announce today that studying for the SAT for 20 hours on Khan Academy's free Official SAT Practice is associated with an average score gain of 115 points. That's nearly double the average score gain compared to students who don't use our free test prep."

SAT Composite Range	Percentile Score	Equivalent Letter Grade
1530-1600	99+	A+
1450-1530	99 to 99+	A+
1420-1450	98 to 99	A
1360-1420	95 to 98	A
1310-1360	92 to 95	A-
1270-1310	88 to 92	B+/A-
1210-1270	82 to 88	B+
1160-1210	76 to 82	B-/B
1120-1160	70 to 76	C
1060-1120	60 to 70	D
1000-1060	48 to 60	D
960-1000	40 to 48	F
910-960	31 to 40	F
850-910	21 to 31	F
800-850	14 to 21	F
750-800	9 to 15	F
630-750	1 to 9	F
620-630	1- to 1	F
620 and below	1-	F

Average Number of Study Hours, by GMAT Score



SAT score vs. family income



Assessment/ Grade level	ERW Section Score	Math Section Score
SAT	480	530
Grade 11	460	510
Grade 10	430	480
Grade 9	410	450
Grade 8	390	430

Reading and Writing 690-760, Math 730-790 (2018-19)





University of Pennsylvania

Northeastern University / Typical SAT scores

Reading and Writing 670-750, Math 690-790

2018-19

Brown University / Typical SAT scores

Reading and Writing 700-760, Math 720-790

2018-19

A lot of issues with this being the national test for all Americans. Many cheating scandals where people would pay for their child's scores to be corrected beforehand. Abuse of power for tutoring companies that charge way too much for SAT prep. SAT is a tool to sort out all of the applications colleges get. Usually throw out those below their usual

The Results

Around this time of the year, tens of thousands of high school juniors are frantically signing up for SAT prep classes, buying expensive AP guidebooks, and paying for the SATs, AP exams, and SAT subject tests.



Subscores | 1-15

14
Command of Evidence

14
Words in Context

14
Expression of Ideas

13
Heart of Algebra

13
Problem Solving and Data Analysis

13
Passport to Advanced Math

Section Scores

710 | 200-800
Your Evidence-Based Reading and Writing Score

97th Nationally Representative Sample Percentile
95th SAT User Percentile



You've met the benchmark!

710 | 200-800
Your Math Score

96th Nationally Representative Sample Percentile
92nd SAT User Percentile



You've met the benchmark!

You are in the **98th** percentile 



You scored higher than or equal to 98% of students.


Profits for all companies involved are exorbitant, but one company in particular stands out with an enormous revenue of \$200,000,000 dollars and a profit of \$62,000,000. And what company would that be? None other than the College Board, a "not-for-profit" company that capitalizes off of students' anxieties.

SAT with Essay
December 5, 2020
11th Grade

Your Total Score
1420 | 400 to 1600

Your Evidence-Based Reading and Writing Score
710 | 200 to 800

Your Math Score
710 | 200 to 800



PSAT/NMSQT
October 16, 2019
10th Grade

Your Total Score
1170 | 320 to 1520

Your Evidence-Based Reading and Writing Score
590 | 160 to 760

Your Math Score
580 | 160 to 760



35 | 10-40
Reading

36 | 10-40
Writing and Language

35.5 | 10-40
Math

Cross-Test Scores | 10-40

34
Analysis in History/Social Studies

37
Analysis in Science

Subscores | 1-15

14
Command of Evidence

14
Words in Context

14
Expression of Ideas

12
Standard English Conventions

The Summary